

Kuna, Idaho

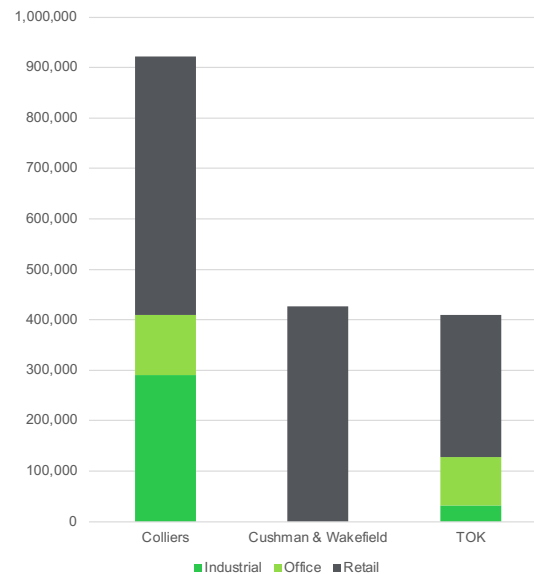
Industrial: \$.95 – \$.95/SF | Weighted Average: \$.95/SF

LOCAL DEMOGRAPHIC PROFILE

Most Urban Edge Families residents own their own homes, primarily single-family housing—out of the city, where housing is more affordable. Median household income is slightly below average. Most households include younger married-couple families with children and frequently, grandparents. Many residents are foreign born. Spending is focused more on the members of the household than the home. Entertainment includes multiple televisions, and video games at home or visits to theme parks and zoos.

Source: ESRI Tapestry Report

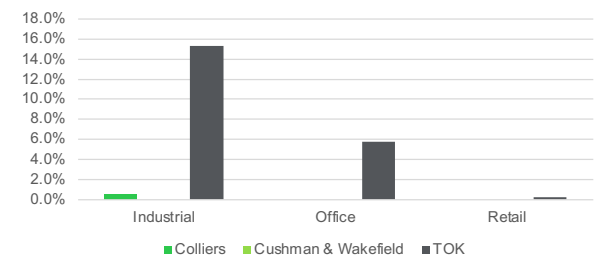
DISTRIBUTION OF INVENTORY



Source: Colliers, Cushman & Wakefield, TOK

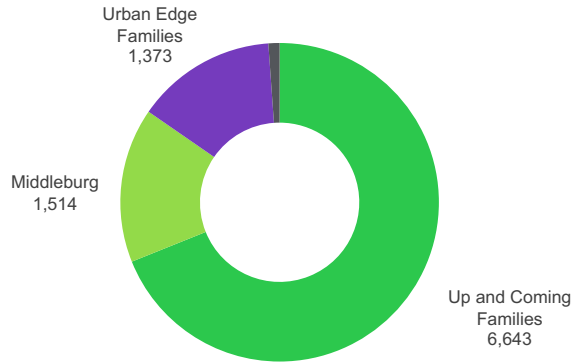


VACANCY BY PROPERTY TYPE IN %

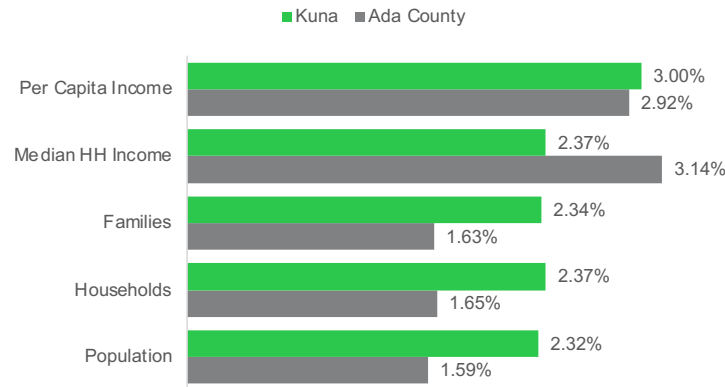


Source: Colliers, Cushman & Wakefield, TOK

HOUSEHOLD SEGMENTATION



ANNUAL GROWTH RATES 2022-2027 (IN%)

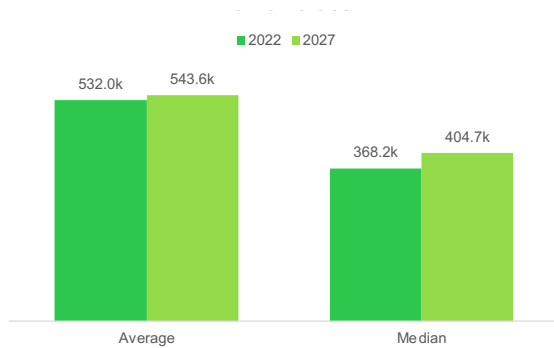


TOP - 5 SECTORS

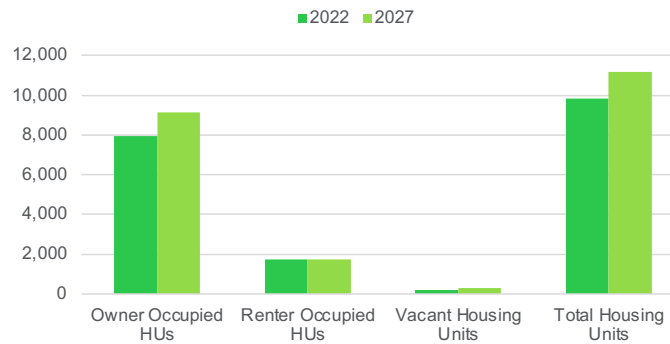
EMPLOYEES

1. Educational Services - Businesses **553**
2. Accommodation/Food Service Bus **528**
3. Food Service/Drinking Estab Bus **526**
4. Retail Trade Businesses **362**
5. HealthCare/Social Assist Bus **206**

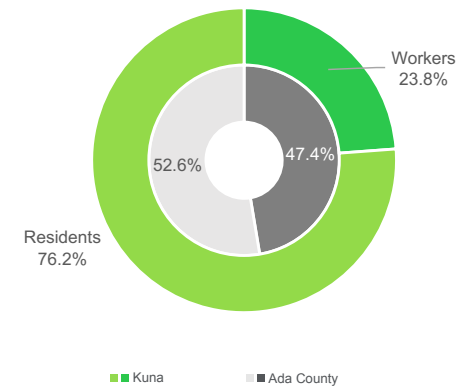
HOME VALUES



HOUSING UNITS



DAYTIME POPULATION COMPARED TO MSA





- 1 META**
PROPERTY TYPE | Industrial
COMPLETION | 2025
SIZE&UNITS | 960,000 sf
Address: 6990 W Kuna Mora Rd, Kuna, ID 83634
- 2 COMMERCIAL TIRE**
PROPERTY TYPE | Retail
COMPLETION | 2023
Address: 997 N Meridian Rd, Kuna, ID 83634
- 3 ARBY'S**
PROPERTY TYPE | Retail – Restaurant (Fast-food)
COMPLETION | 2023
Address: 1549 E Profile Ln, Kuna, ID 83634